

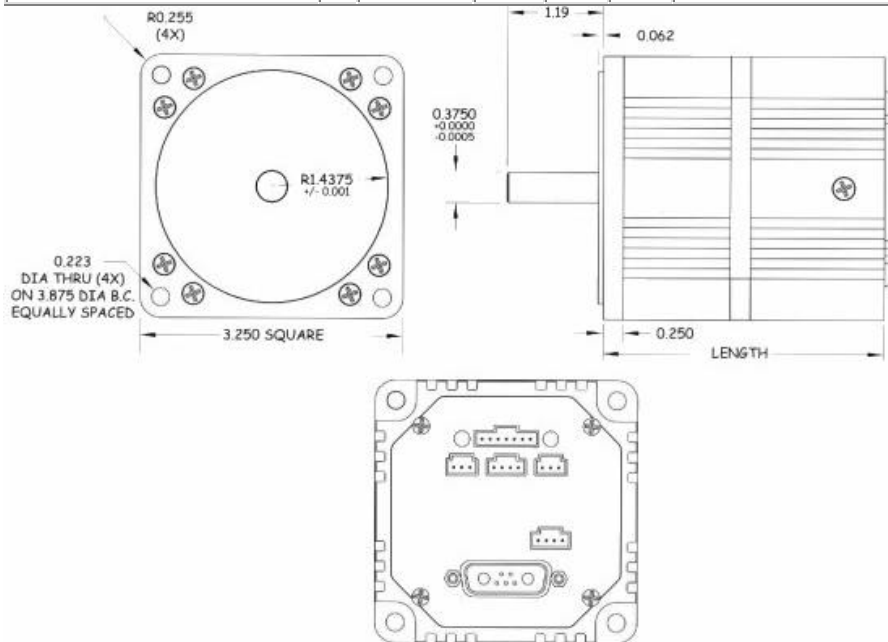


## 3400 Series

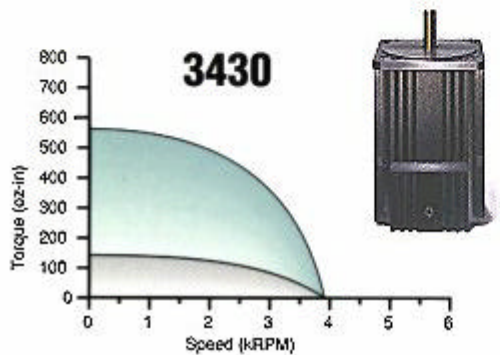
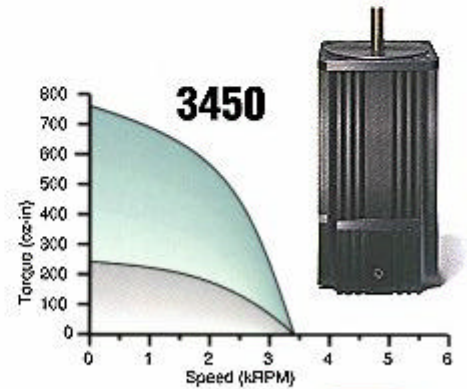
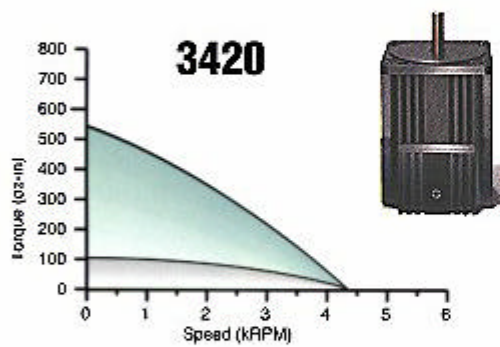
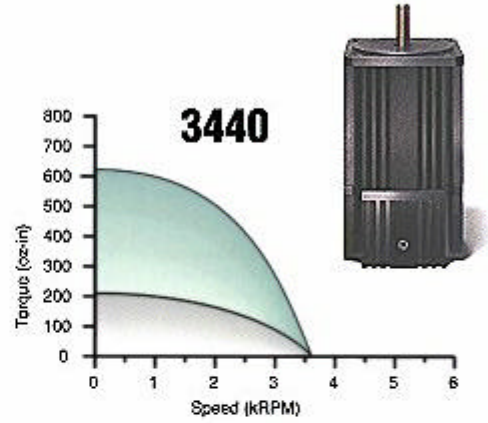
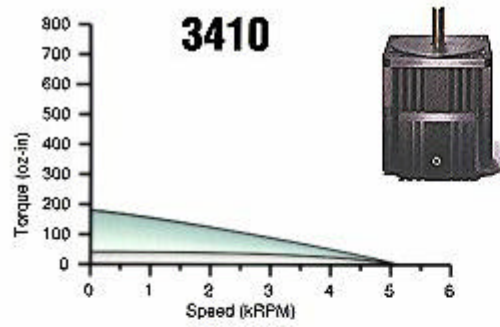
Click here to download the [3400 Drawing](#) / [3400 Gear Head Drawing](#) / [3400 RA Gear Head Drawing](#)


- [HOME](#)
- [About Us](#)
- [What's New](#)
- [Products](#)
- [Our Guarantee](#)
- [Tech Support](#)
- [Distributors/ Partners](#)
- [Contact Us](#)
-  [Send Me A Catalog](#)
- [Job Opportunities](#)
- [Map of Location](#)

			3410	3420	3430	3440	3450
<b>Peak Torque</b>	T <sub>p</sub>	<b>oz-in</b>	180	540	575	625	750
<b>Continuous Torque</b>	T <sub>c</sub>	<b>oz-in</b>	45	100	155	210	250
<b>Voltage Constant</b>	K <sub>v</sub>	<b>V/kRPM</b>	9.2	10.8	12.1	12.9	13.7
<b>No Load Speed</b>	S <sub>nl</sub>	<b>RPM</b>	5,060	4,310	3,850	3,609	3,398
<b>Torque Constant</b>	K <sub>t</sub>	<b>oz-in/amp</b>	12.5	14.6	16.4	17.4	18.5
<b>Rotor Inertia</b>	J <sub>m</sub>	<b>oz-in-sec<sup>2</sup></b>	0.006	0.013	0.190	0.025	0.030
<b>Weight</b>	W <sub>t</sub>	<b>lbs.</b>	2.5	3.5	4.5	5.5	6.5
<b>Number of Poles</b>	.	.	4	4	4	4	4
<b>Number of Slots</b>	.	.	24	24	24	24	24
<b>Length</b>	.	<b>inches</b>	3.488	4.138	4.788	5.438	6.088
<b>Width</b>		<b>inches</b>	3.25	3.25	3.25	3.25	3.25
<b>Nominal Continuous Power</b>		<b>hp</b>	0.16	0.24	0.30	0.34	0.36



Custom windings can achieve higher speeds or greater torque. Please consult factory regarding Gearheads, alternative motor windings, motor sizes and other options. Above curves taken at 48V.



 Peak duty  
 Continuous duty

  
**ANIMATICS®**  
 Tel.(408)748-8721  
 Fax (408)748-8725

Animatics Corporation ♦ 3050 Tasman Drive ♦ Santa Clara, California 95054-1116 U.S.A.  
 Phone: (408) 748-8721 ♦ Fax: (408) 748-8725

[Back to the Top](#)